

**Tombstones at Aquae Sulis**

**Stone T2**

**('Life and Death in Aquae Sulis')**

Sketch the complete stone on a separate sheet of paper - either in the museum or using the web-page. Take care with any ligatures (joined letters) and features of the carving. Notice that many words are abbreviated. Then use the decoding leaflet to interpret the stone and to find out why some words have unexpected spellings.



L VITELLIUS	name	.....
MANTAI F	patronymic: see Decoder	.....
TANCINUS	third name	.....
CIVES HISP	status and	.....
CAURIE[n]SIS	birthplace	.....
EQ	army rank	.....
ALAE VETTONUM C R	army unit and its status	.....
ANN XXXXVI	age	.....
STIP XXVI	number of years' service	.....
H S E	see pattern on Decoder	.....

This stone has a wonderful carving at the top. When you make your sketch you might like to complete the picture, perhaps using ideas from the website photograph T5. Think about whether the victorious person on the horse or the defeated victim under the horse's hooves is more likely to represent the dead man commemorated on this stone: he presumably wanted to be remembered as a hero!

Roman citizens usually had the same first name as their father. Can you think of any reason why this person was different? N.B. What kind of first name did citizens usually have? Would this man want to be different?

.....

Explain the special status of the army unit.

.....

**Tombstones at Aquae Sulis**

**Stone T3**

**('Life and Death in Aquae Sulis')**

Sketch the complete stone on a separate sheet of paper - either in the museum or using the web-page. Take care with any ligatures (joined letters) and features of the carving. Notice that many words are abbreviated. Then use the decoding leaflet to interpret the stone and to find out why some words have unexpected spellings.



IULIUS VITALIS	name	.....
FABRICIESIS	army rank	.....
LEG XX	army unit	.....
V V	name of army unit	.....
STIPENDIORUM IX	number of years in army	.....
ANOR XXIX	age	.....
NATIONE BELGA	where he came from	.....
EX COLEGIO FABRICE	an unusual phrase: see	.....
ELATUS	List C on Decoder	.....
H S E	see pattern on Decoder	.....

The gable top contains a flower: a common symbol of death on 1st century A.D. tombstones. The lack of ligatures (joined letters) is another feature of early stones.

Explain the special names of the army unit.

.....

What evidence does this give for funeral arrangements of soldiers being organised by the army?


.....

**Tombstones at Aquae Sulis**

**Stone T4 ('Life and Death in Aquae Sulis')**

Sketch the complete stone on a separate sheet of paper - either in the museum or using the web-page. Look at other stones and design a full-size tombstone with surrounding decoration.

Take care with any ligatures (joined letters) and features of the carving. Notice that many words are abbreviated. Then use the decoding leaflet to interpret the stone and to find out why some words have unexpected spellings.



SERGIA TRIBU	voting tribe	.....
ANTIGONUS	name	.....
NIC	where he came from	.....
EMERITUS	army rank	.....
EX LEG XX	army unit	.....
AN XLV	age	.....
H S E	see pattern on Decoder	.....
G TIBERINUS	the name of 'H' below	.....
H F C	see pattern on Decoder	.....

N.B. We know he was a Roman citizen: "Sergia Tribu" means he had the right to vote in Rome even if in practice he hardly ever went there!

The top of this inscription has been lost: suggest what might have been written on the first few lines. (Check the specimen inscription on the decoding leaflet to see the usual format for names and include a translation of your ideas. You will have to invent some details!)

.....

.....

How many years of retirement do you think he enjoyed if he completed his army service of 20 or 25 years?

.....

**Tombstones at Aquae Sulis**

**Stone T7 ('Life and Death in Aquae Sulis')**

Sketch the complete stone on a separate sheet of paper - either in the museum or using the web-page. Look at other stones and design a full-size tombstone with surrounding decoration.

Take care with any ligatures (joined letters) and features of the carving. Notice that many words are abbreviated. Then use the decoding leaflet to interpret the stone and to find out why some words have unexpected spellings.



D M	see pattern on Decoder	.....
MERCATILLA	name	.....
MAGNI	patronymic: see Decoder	.....
L ALUMNA	status (two details)	.....
VIXIT AN I M VI D	age	.....
XII		

In English we would spell the name in the third line with 'us' at the end instead of "i". "i" is used in Latin instead of an apostrophe-s: "-us's" or "of-us" - the GENITIVE case.

Give this stone marks out of 10 for how surprising you think it is that such a special tombstone was erected

1. for a female /10
2. for a very young child /10
3. for an ex-slave /10

If a master wanted to adopt a child who was a slave, he would first have to free her. What reasons might he have for manumitting a child who was born as one of his slaves?

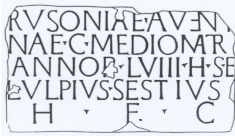
.....

## Tombstones at Aquae Sulis

## Stone T8 ('Life and Death in Aquae Sulis')

Sketch the complete stone on a separate sheet of paper. Look at other stones in the museum or on the webpage and design a full-size tombstone with surrounding decoration.

Take care with any ligatures (joined letters) and features of the carving. Notice that many words are abbreviated. Then use the decoding leaflet to interpret the stone and to find out why some words have unexpected spellings.



RUSONIAE AVENT[ <i>i</i> ]NAE	name	.....
C MEDIOMATR	status and birthplace	.....
AN LVIII	age	.....
H S E	a formula: see Decoder	.....
L ULPIUS SESTIUS	name of 'H' below	.....
H F C	see pattern on Decoder	.....

In English you do not need to put the final 'e' on the woman's names. It is used in Latin to mean that the stone was erected **FOR** her. (Dative case).

Give this stone marks out of 10 for how surprising you think it is that


1. such a special tombstone was erected for a female /10
2. she describes herself as 'C' (denoting citizenship status) /10
3. She had an heir. /10 Explain what this fact proves about her independence and wealth.

## Tombstones at Aquae Sulis

## Stone T11 ('Worshipping the Gods')

Sketch the complete stone on a separate sheet of paper, either in the museum or using the web-page.

Take care with any ligatures (joined letters) and features of the carving. Notice that many words are abbreviated. Then use the decoding leaflet to interpret the stone and to find out why some words have unexpected spellings.



D M	see pattern on Decoder	.....
G CALPURNIUS RECEPTUS	name	.....
SACERDOS	job	.....
DEAE SULIS	more job information	.....
VIXIT AN LXXV	age	.....
CALPURNIA TRIFOSA	a name	.....
LIBERT CONIUNX	status (two details)	.....
F C	see pattern on Decoder	.....
	(the two lines above replace the more usual 'H' in 'HFC')	

This tombstone is shaped like an altar. Suggest why it might have been designed this way.

If a master wanted to marry his slave, he would first have to free her. Look at the meaning of Calpurnia's slave-name and suggest one reason why Calpurnius might have decided to marry her.

Are you surprised by how old Calpurnius was when he died? Why? .....